


HOW TO REGISTER and SUBSCRIBE TO SECTIONS IN SCHOOLWIRES...

Start at the Chandler School District homepage: cusd80.com.



If you have already registered in Schoolwires in the past, you can click the **SIGN IN** button in the grey area, in the top right corner.

To register for the first time, though, you'll need to click on the **REGISTER** button on the top right.

When you register, it will first ask you for YOUR birthdate (to verify that you are 13 years old or older). Then fill in the **red-flagged (required)** areas of the form.

NOTE: It will help to choose a User Name that you will easily remember... you will need to know your User Name if you forget your password and want to retrieve it.

Once you've completed the form, click the **Submit** button on the bottom. When you get a "Success" message – *voila!* You're registered!

The next step is to **SIGN IN** so you can manage your subscriptions.

Email Address:	<input type="text"/>
User Name:	<input type="text"/>
Password:	<input type="password"/>
Confirm Password:	<input type="password"/>
<input checked="" type="checkbox"/> Please send me E-Alerts from this site.	
<input type="button" value="Submit"/>	

**Success! You have registered for this site. You can now sign in.
Click My Account to edit your account settings and subscriptions.**

[Sign In](#) [Register](#)

NOTE:

If you either forgot your password or can't remember if you registered before, *there's no need to guess* – you can simply click the **Forgot My Password** button to have that emailed to you. (By the way, if you get an error message when you try to do that, it probably means you've never registered before in the Schoolwires website system. If so, just go ahead and register now, as described above.)

Enter your user name and password to sign in.

You can use this site without being registered or signing in. However, registered users who sign in help other users. Remember that your password is case-sensitive.


User Name:

Password:

No Account? Register

Once you're signed in, click on **My Account** on the top right, and select **Edit Account Settings**.

On the **Edit Account Settings** page, you can do other things like change your password and email address, but for now, click on **Subscriptions** in the list on the left side, and then **Manage Subscriptions**.



Update your personal information and account settings below.

- Information
- E-Alert Settings
- Subscriptions
- Change Password
- Delete Account


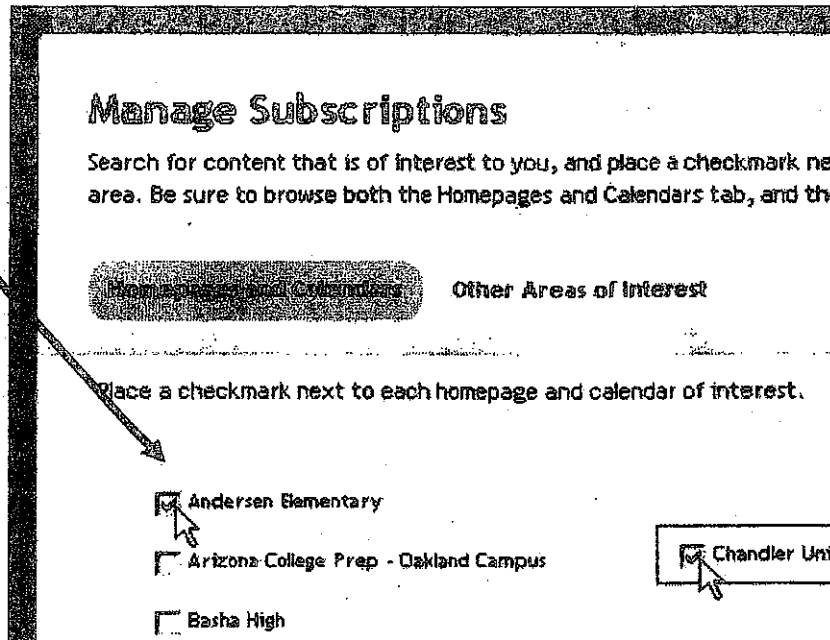
Subscriptions
If you want to, you can s...
email you to let you know...
other notices if you are a...
Subscriptions.

Manage Subscriptions
We noticed that you have...
started.


You can check the boxes for *any sections* you are interested in, BUT we STRONGLY recommend that you do the following:

First, check the boxes next to any schools where your children attend, and the box next to Chandler Unified School District. Doing this will subscribe you to important district-wide and school-wide announcements, calendar events, and alerts.

SAVE your selections before leaving by clicking on the I'm Done button at the bottom.



Second, we strongly encourage you to subscribe to any other sections that interest you – *especially your children's teachers' websites*. You can subscribe to (or unsubscribe from) these sites now or at any time.



There is more than one way to do this, but the **EASIEST** way to subscribe to (or unsubscribe from) any section of the website is to:

1. Make sure you are **logged Into Schoolwires** (as described above)
2. Visit any section of the website and click on the **Subscribe/Unsubscribe** button at the bottom of the page!

DONE! You can click on **My Account** and **Sign Out** on the top right or close your browser. If you have questions about any section or a problem with any of these instructions, there are **email links** at the bottom of most pages to help you.

Thank you, and we're happy that you chose Chandler!

